

August 2022 Block of the Month

Circle of Squares

This month's block of the month comes from the blog Toefeather.blogspot.com
circle-of-squares-block-information.html




Please use a **white or near white background** so that the blocks coordinate with one another. I used 8 different values of the same color from my scrap bin to create my sample.

Here are the cutting measurements I used to make a 12" (12 1/2" unfinished) block.

If the picture is blurry it says 2 1/2" squares and 4 1/2" units

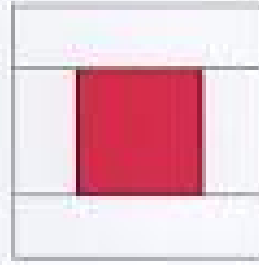
You will need four units like this which are made up of 2 1/2" squares. Once the squares are sewn together, the unit measures 4 1/2" square.




If the picture is blurry it says 2 1/2" square bordered by 1 1/2" strips on all sides

The unit measures 4 1/2". You will need one 4 1/2" square for the center. Now you have nine 4 1/2" squares

You will need four units like this which are made up of one 2 1/2" square bordered by 1 1/2" strips on all sides. This unit will also measure 4 1/2".



You will need one 4 1/2" square for the center.



Now you have nine 4 1/2" squares.

Sew the units together as a nine patch.

