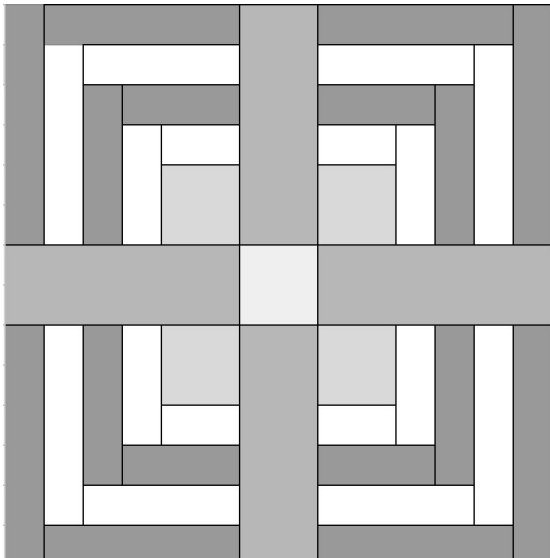


2020/2021 TBQ Scrappy Mystery BOM Sampler Quilt

Part 7 - February 2021

This month we make one large block made up of 4 - half log cabin blocks joined together with 2" sashing. In addition, we'll be combining your previously made half square triangles into filler blocks.

16" finished (16 1/2" unfinished) Quarter square log cabin - Make 1



Cutting

Cut 4 of each of the following:

1 - 2 1/2" x 2 1/2"

2 - 1 3/4" x 2

1/2"

3 - 1 3/4" x 3 3/4"

4 - 1 3/4" x 3 3/4"

5 - 1 3/4" x 5"

6 - 1 3/4" x 5"

7 - 1 3/4" x 6 1/4"

8 - 1 3/4" x 6 1/4"

9 - 1 3/4" x 7 1/2"

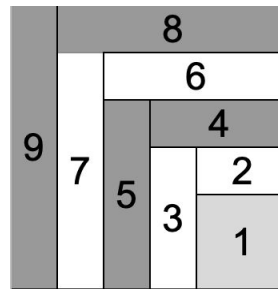
10 - 2 1/2" x 7 1/2"

Cut 1

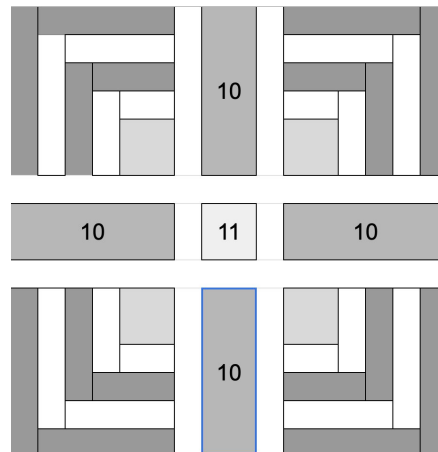
11 - 2 1/2" x 2 1/2"

Make 4 - 7" finished (7 1/2" unfinished blocks)

Sew in numerical order as shown :



Sew together as shown:

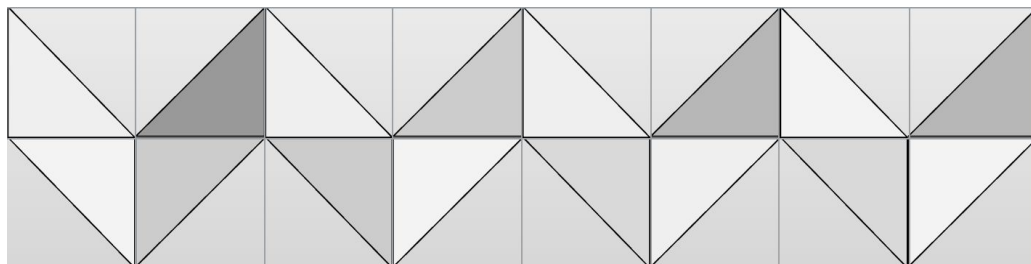


Next we will continue to combine the 2" finished (2 1/2" unfinished) HST's made in previous months into filler blocks

Streak of lightning 4" x 16" finished (4 1/2" x 16 1/2" unfinished)

Uses 16 HST's

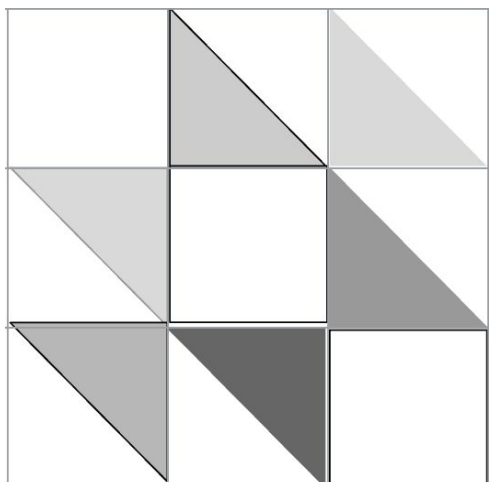
Make 4



Anvil - 6" finished (6 1/2" unfinished)

Uses 6 HST's and 3 - 2 1/2" squares

Make 2



Broken dishes - 4" finished (4 1/2" unfinished)

Uses 4 HST's

Make 4

