

# BLACK EYED SUSAN

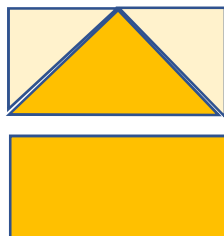
August 2018  
12" finished quilt block



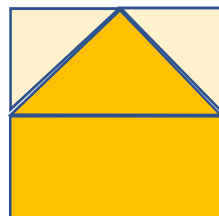
How-to Notes	
	Bisect square on one diagonal
	Bisect square on both diagonals
All seam allowances are 1/4" unless noted otherwise	

<b>1</b> 	<b>Ivory to Cream Tone on Tone background fabric (not Batik)</b> Cut 4 squares 2 7/8" and bisect on one diagonal
<b>2</b> 	<b>Bright Yellow/Gold (Batik)</b> Cut 1 square 5 1/4" and bisect on both diagonals Cut 4 rectangles 2 1/2" x 4 1/2"
<b>3</b> 	<b>Green fabric (3 different, Batiks)</b> Cut 20 – 2 1/2" squares
<b>4</b> 	<b>Dark Brown/Black</b> Cut 1 circle with template provided (Applique with your favorite method)

Make 4



Make 4




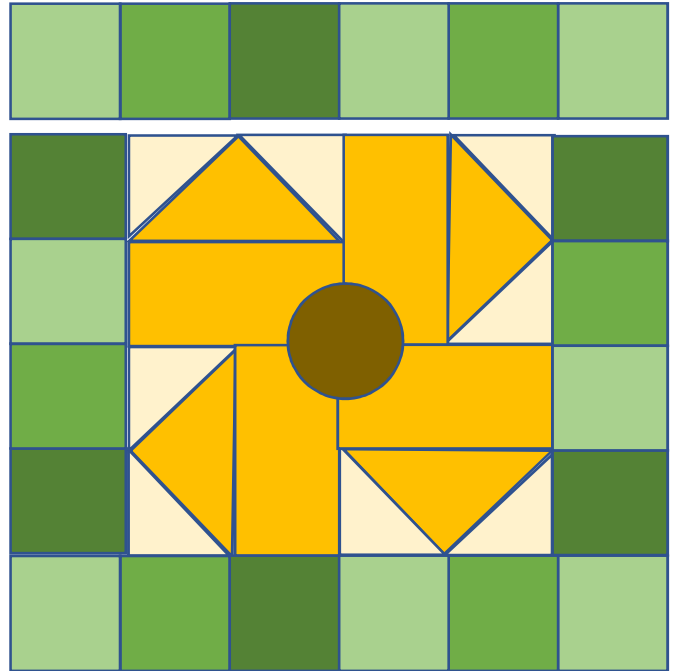
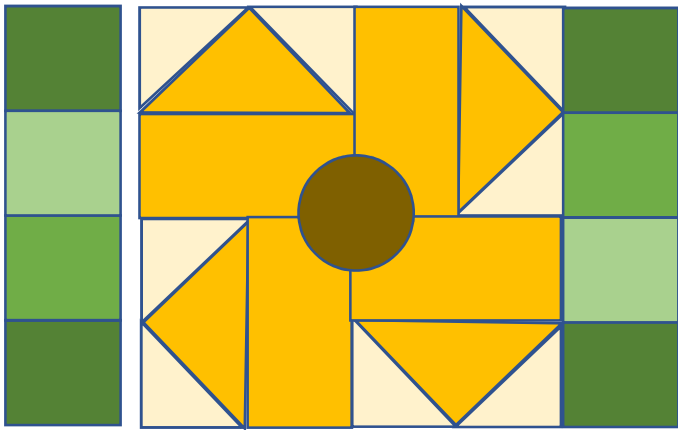
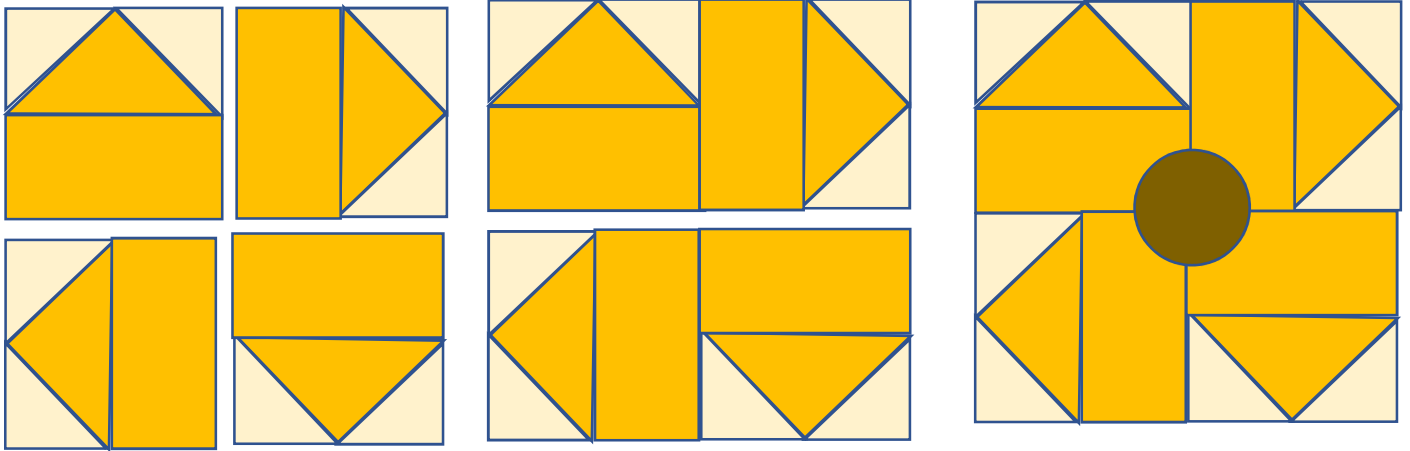
Make 2 rows of 4 squares



Make 2 rows of 6 squares



Use your favorite method to Applique black center on top of flower



Add 1/4" allowance for hand applique